


# S7B-A3 Mirror Touch Dimmer Switch (ON/OFF/Dimmer/CCT Change)

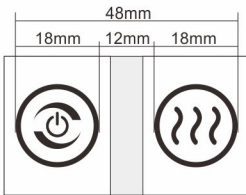


Voltage	DC12V / DC24V
Max watt	60W
Function	ON/OFF/Dimmer/CCT Change
Material	Plastic, Black
IP level	IP20
Size	93x35x10mm
	88x62x6mm(Frame)

## Installation Way

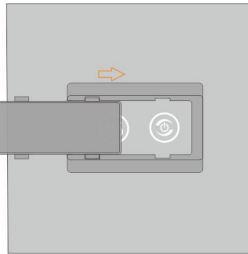
Tear the 3M tape off the mirror product, stick the switch on the glass, the center of the switch is aligned with the glass lens and touched.

Indicator LED: ON-Blue, OFF-Red

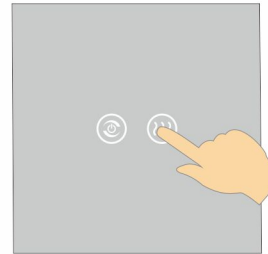


1. Laser Size

Mirror thickness <5mm



2. Install the switch at the back side



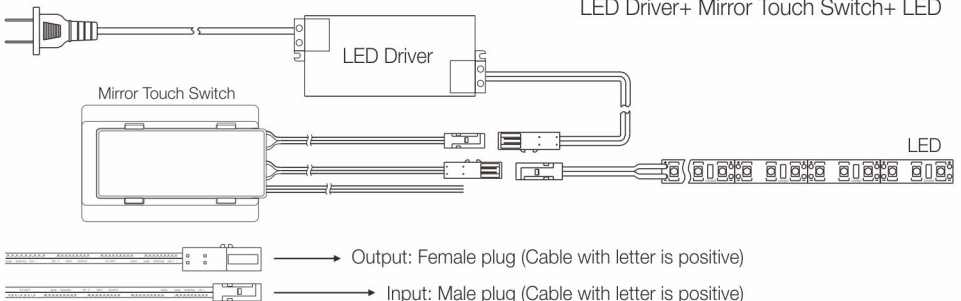
3. After installation(Front)

☉ Brightness and color change graphic logo

☹ Anti-Fog graphic logo

## Connection

LED Driver+ Mirror Touch Switch+ LED



## Notes

1. For indoor use only.
2. Do not disassemble the product.
3. Do not install the switch in water dropping place.
4. Use a dry cloth, never a strong cleaning agent.
5. Replace all set switch device if case of quality or malfunction.

