

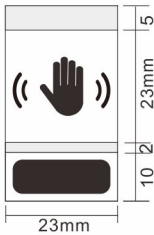
## S7D-A5P Mirror Gesture Sensor Switch (ON/OFF/Gesture Sensor/CCT Change)



Voltage	DC12V / DC24V
Max watt	60W
Function	ON/OFF/Gesture sensor/CCT Change
Material	Plastic, Black
IP level	IP20
Size	51x37x12mm
	65x45x4mm(Frame)

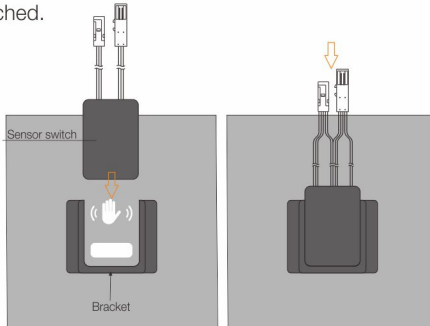
### Installation Way

Tear the 3M tape off the mirror product, stick the switch on the glass, the center of the switch is aligned with the glass lens and touched.




1. Laser Size

Mirror thickness <5mm



2. Install the switch at the back side

Indicator LED:  
ON-Blue, OFF-White

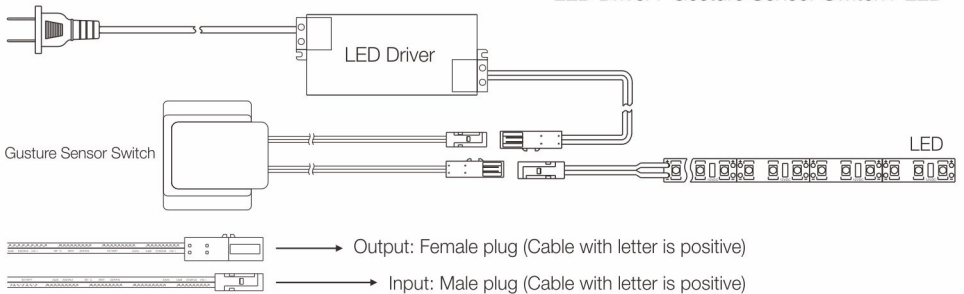


3. After installation(Front)

☞ Brightness and color change graphic logo

### Connection

LED Driver+ Gesture Sensor Switch+ LED



### Notes

1. For indoor use only.
2. Do not disassemble the product.
3. Do not install the switch in water dropping place.
4. Use a dry cloth, never a strong cleaning agent.
5. Replace all set switch device if case of quality or malfunction.

